

K SERA SERA
L I M I T E D

19th April, 2012

To,

**The Corporate Relations Department,
Bombay Stock Exchange Limited,
PJ Tower, Dalal Street, Fort,
Mumbai-400 001.
Scrip Code: 532081.**

Sub: Submission of Shareholding Pattern.

Dear Sir,

Please find enclosed Shareholding Pattern as per Clause 35 of the Listing Agreement, for the Quarter ended on 31st March, 2012 .

Kindly acknowledge the receipt of the same.

Thanking You,

For K Sera Sera Limited

Shailish Bajaj
Shailish Bajaj
Company Secretary



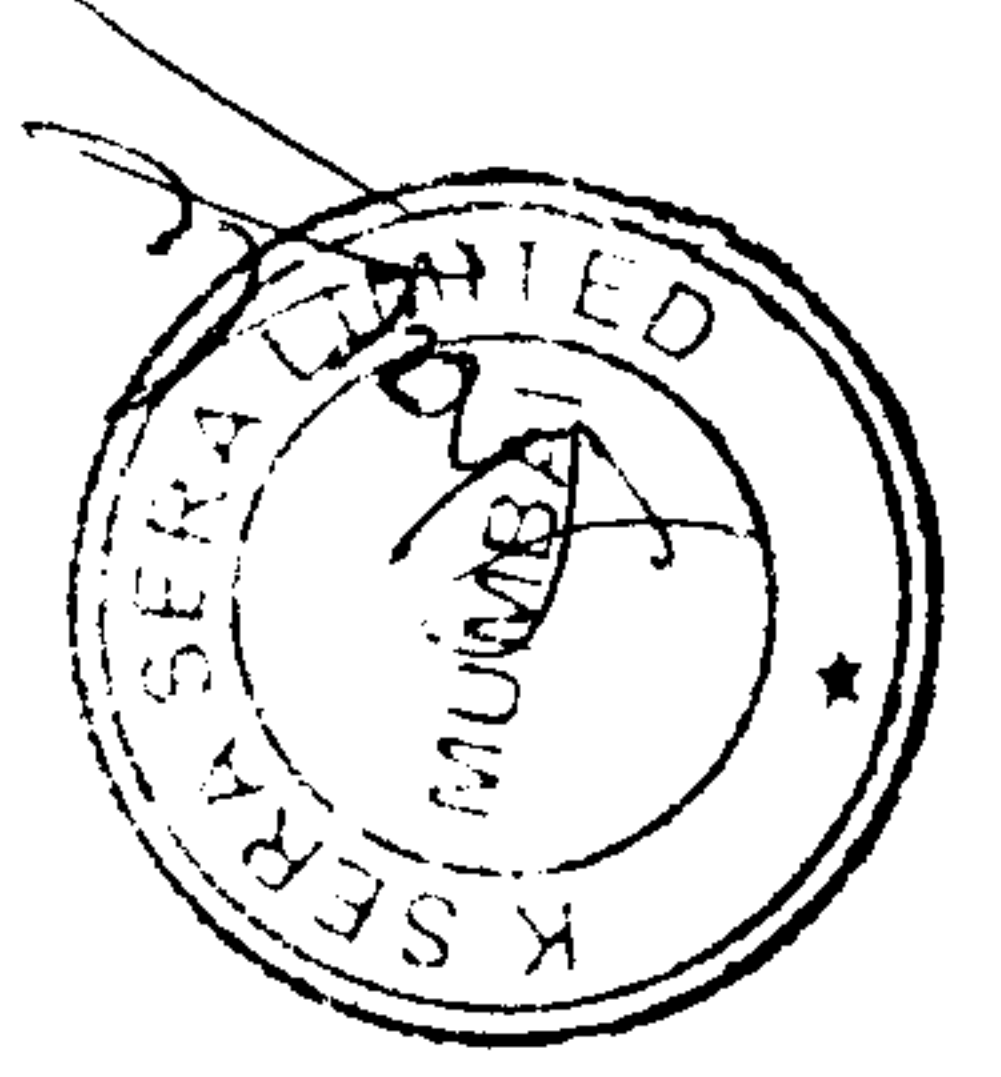
Encl: As above.

K Sera Sera Ltd.

(Formerly known as K Sera Sera Productions Ltd.)


Office No - 18 to 22, 4th Floor, Mohid Heights, Off Lokhandwala Road, Andheri (W), Mumbai 400 053. INDIA
Tel: 022 40427600 Fax: 022 40427601 Web: www.kserasera.com Email: info@kserasera.com

		Introductory sub-table (I)(a)		
Name of the Company: K SERA SERA LIMITED				
Scrip Code, Name of the scrip, class of security: 530281,KSERA, EQ				
Quarter ended: 31/03/2012				
Partly paid-up shares:-	No. of partly paid-up shares	As a % of total no. of partly paid-up shares	As a % of total no. of shares of the company	
Held by promoter/promoter group	NIL	NIL	NIL	
Held by public	NIL	NIL	NIL	
Total	NIL	NIL	NIL	
Outstanding convertible securities:-	No. of outstanding securities	As a % of total no. of outstanding convertible securities	As a % of total no. of shares of the company, assuming full conversion of the convertible securities	
Held by promoter/promoter group	NIL	NIL	NIL	
Held by public	NIL	NIL	NIL	
Total	NIL	NIL	NIL	
Warrants:-	No. of warrants	As a % of total no. of warrants	As a % of total no. of shares of the company, assuming full conversion of warrants	
Held by promoter/promoter group	NIL	NIL	NIL	
Held by public	NIL	NIL	NIL	
Total	NIL	NIL	NIL	
Total paid-up capital of the company, assuming full conversion of warrants and convertible securities	207,938,634			100.00



Statement Showing Shareholding Pattern


Category code	Category of Shareholder	Number of Shareholders	Table (I)(a)			Shares Pledged or otherwise encumbered	
			Total number of shares	Number of shares held in dematerialized form	Total shareholding as a percentage of total number of shares	Number of shares	As a percentage
		(III)	(IV)	(V)	(VI) of (A+B+C)	(VII)	(VIII) (IX) - (VIII)/(V)*100
(A)	Shareholding of Promoter and Promoter Group ²						
1	Indian						
(a)	Individuals/ Hindu Undivided Family	-	-	-	0	0	0.00
(b)	Central Government/ State Governments)	-	-	-	0	0	0.00
(c)	Bodies Corporate	-	-	-	0	0	0.00
(d)	Financial Institutions/ Banks	-	-	-	0	0	0.00
(e)	Any Others(Specify)	-	-	-	0	0	0.00
	Sub Total(A)(1)	-	-	-	0.00	0	0.00
2	Foreign						
a	Individuals (Non-Residents Individuals/ Foreign Individuals)	-	-	-	0	0	0
b	Bodies Corporate	-	-	-	0	0	0
c	Institutions	-	-	-	0	0	0
d	Any Others(Specify)	-	-	-	0	0	0
	Sub Total(A)(2)	-	-	-	0.00	0	0.00
	Total Shareholding of Promoter and Promoter Group (A)= (A)(1)+(A)(2)	-	-	-	0.00	0	0.00
(B)	Public shareholding						
1	Institutions						
(a)	Mutual Funds/ UTI	-	-	-	0.00	0	0.00
(b)	Financial Institutions / Banks	2	10,054	10,054	0.01	0	0.00
(c)	Central Government/ State Government(s)	-	-	-	0.00	0	0.00
(d)	Venture Capital Funds	-	-	-	0.00	0	0.00
(e)	Insurance Companies	-	-	-	0.00	0	0.00
(f)	Foreign Institutional Investors	5	35,082,671	35,082,671	31.68	0	0.00
(g)	Foreign Venture Capital Investors	-	-	-	0.00	0	0.00
(h)	Any Other (specify)	-	-	-	0.00	0	0.00



(1)(b) Statement showing holding of securities (including shares, warrants, convertible securities) of persons belonging to the category "Promoter and Promoter Group"


Sr. No.	Name of the shareholder	Details of Shares held		Encumbered shares (*)		Details of warrants		Details of convertible securities		Total shares (including underlying shares assuming full conversion of warrants and convertible securities) as a % of diluted share capital
		Number of shares held	As a % of grand total (A)+(B)+(C)	No.	As a percentage (M)/(N)*100	As a % of grand total (A)+(B)+(C) of sub-clause (I)(a)	Number of warrants held	As a % total number of warrants of the same class	Number of convertible securities held	
(i)		(ii)	(iv)	(v)	(vi)	(vii)	(viii)	(ix)	(x)	(xi)
		0	0.00	0	0.00	0	0	0	0	0
TOTAL		0	0.00	0	0.00	0	0	0	0	0

(*) The term "encumbrance" has the same meaning as assigned to it in regulation 28(3) of the SAST Regulations, 2011




(I)(c)(i) Statement showing holding of securities (including shares, warrants, convertible securities) of persons belonging to the category "Public" and holding more than 1% of the total number of shares

Sr. No.	Name of the shareholder	Number of shares held	Shares as a percentage of total number of shares {i.e., Grand Total (A)+(B)+(C) indicated in Statement at para (D)(a) above}	Details of warrants		Details of convertible securities		Total shares (including underlying shares assuming full conversion of warrants and convertible securities) as a % of diluted share capital
				Number of warrants held	As a % total number of warrants of the same class	Number of convertible securities held	% w.r.t total number of convertible securities of the same class	
1	India Max Investment Fund Limited	15,532,671	7.47	0	0.00	0	0.00	0.00
2	India Focus Cardinal Fund	9,710,000	4.67	0	0.00	0	0.00	0.00
3	KII Limited	8,800,000	4.23	0	0.00	0	0.00	0.00
4	Sarwankumar Devidutt Saraf	5,391,304	2.59	0	0.00	0	0.00	0.00
5	Basmati Securities Pvt Ltd	4,729,159	2.27	0	0.00	0	0.00	0.00
6	Nareshkumar Saraf	4,000,925	1.92	0	0.00	0	0.00	0.00
TOTAL		48,164,059	23.16	0	0.00	0	0.00	0.00




(D)(c)(ii) Statement showing holding of securities (including shares, warrants, convertible securities) of persons (together with PAC) belonging to the category "Public" and holding more than 5% of the total number of shares of the company

Sr. No.	Name(s) of the shareholder(s) and the Persons Acting in Concert (PAC) with them	Number of shares	Shares as a percentage of total number of shares {i.e., Grand Total (A)+(B)+(C) indicated in Statement at para (I)(a) above}	Details of warrants		Details of convertible securities		Total shares (including underlying shares assuming full conversion of warrants and convertible securities) as a % of diluted share capital
				Number of warrants	As a % total number of warrants of the same class	Number of convertible securities held	% w.r.t total number of convertible securities of the same class	
1	India Max Investment Fund Limited	15,532,671	7.47	0	0.00	0	0.00	0.00
TOTAL		15,532,671	7.47	0	0.00	0	0.00	0.00




(I)(d) Statement showing details of locked-in shares

Sr. No.	Name of the shareholder	Number of locked-in shares	Locked-in shares as a percentage of total number of shares {i.e., Grand Total (A)+(B)+(C) indicated in Statement at para (I)(a) above}
1	Not Applicable	0	0.00
TOTAL		0	0.00



(II)(a) Statement showing details of Depository Receipts (DRs)

Sr. No.	Type of outstanding DR (ADRs, GDRs, SDRs, etc.)	Number of outstanding DRs	Number of shares underlying outstanding DRs	Shares underlying outstanding DRs as a percentage of total number of shares (i.e., Grand Total (A)+(B)+(C) indicated in Statement at para (I)(a) above)
I	GDRs	3,239,738	97,192,140	46.74
TOTAL		3,239,738	97,192,140	46.74



(II)(b) Statement showing holding of Depository Receipts (DRs), where underlying shares held by "promoter/promoter group" are in excess of 1% of the total number of shares

Sr. No.	Name of the DR Holder	Type of outstanding DR (ADRs, GDRs, SDRs, etc.)	Number of shares underlying outstanding DRs	Shares underlying outstanding DRs as a percentage of total number of shares {i.e., Grand Total (A)+(B)+(C) indicated in Statement at para (I)(a) above}
1	THE BANK OF NEW YORK	GDRs	97,192,140	46.74
TOTAL			97,192,140	46.74

